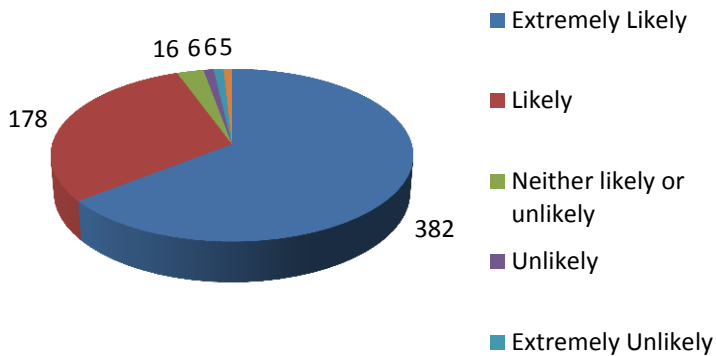




Our Patient Participation Group recently carried out a survey on behalf of the Practice – October 2014

The group surveyed 596 patients with results as follows:-

How likely are you to recommend our GP Practice to friends and family if they needed similar care or treatment.



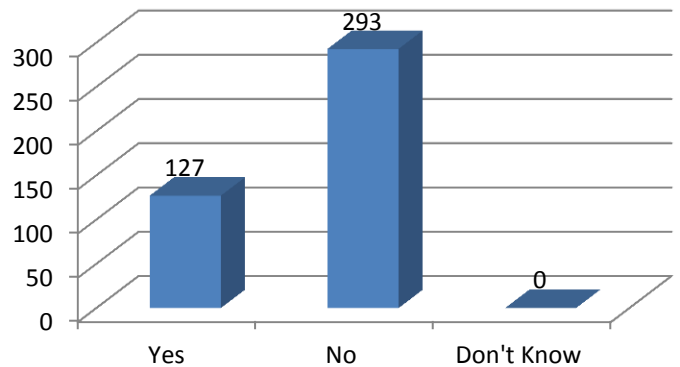
Results

| | |
|----------------------------|-----|
| Extremely Likely | 64% |
| Likely | 30% |
| Neither Likely or Unlikely | 3% |
| Unlikely | 1% |
| Extremely Unlikely | 1% |

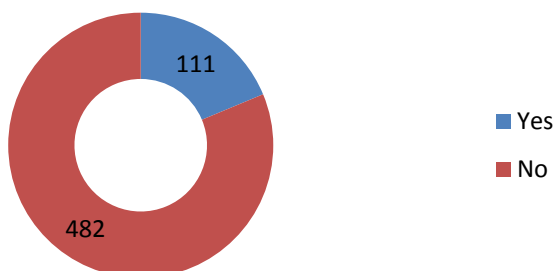
Results

| | |
|------------|-----|
| Yes | 49% |
| No | 21% |
| Don't Know | 0 |
| No Answer | 30% |

Is there anything the Practice could improve upon?



Do you use any other services provided at Ravenswood Health Centre eg Foot Clinic

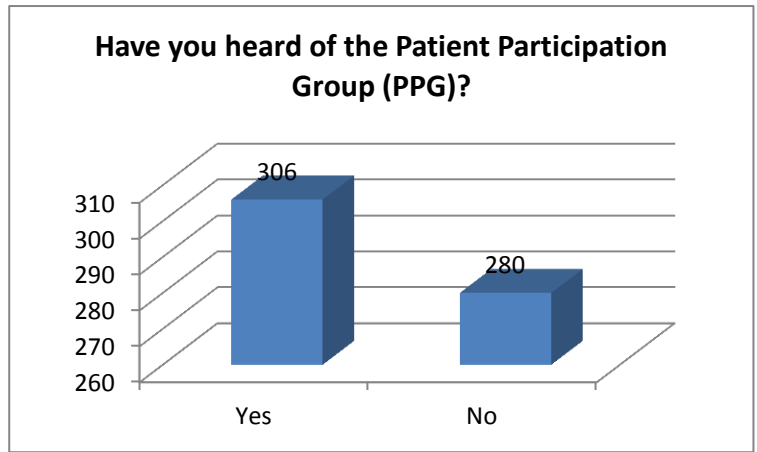


Results

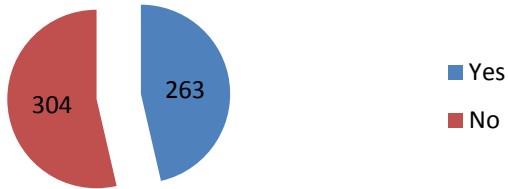
| | |
|-----|-----|
| Yes | 19% |
| No | 81% |

Results

Yes 51%
No 47%
No Answer 2%



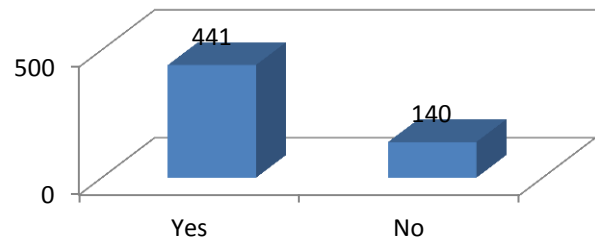
Did you know that the PPG act on your behalf raising topics and questions with a GP and Practice Manager who are present at the meetings?



Results

Yes 44%
No 51%
No Answer 5%

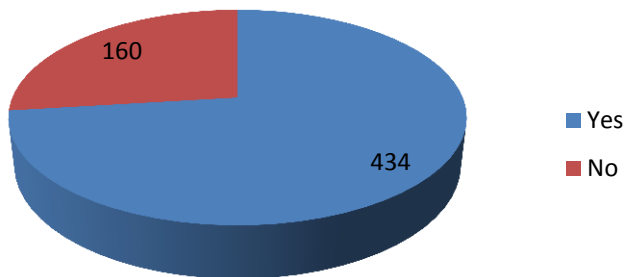
Are you aware how to contact the PPG? We have an email address ravenswoodppg@outlook.com for you to write to with your questions and ideas?



Results

Yes 74%
No 24%
No Answer 2%

Do you know where our information board is situated?



Results

Yes 73%
No 27%